



9000
ROTARY RAKES

WHEN FARMING MEANS BUSINESS

Realising the full potential of farming is about growing and developing your business, not only your crop or livestock, but also your profit. Improve productivity and profitability by focusing on the positives and minimising disadvantageous aspects, through strong, dedicated management.

Success springs from determination and clear targets, from laying down the appropriate strategy and allocating correct investments for the future. Quality results require the right ideas and equipment. When there is work to be done, you need the optimal setup and smart solutions that support you towards an easier, more profitable way of working. You need solutions that make tough and demanding conditions less complicated.





The iM Farming logo appears when the implement can be connected to our smart farming systems and accessories, essential for managing your business.



PROCESS

Processing the crop efficiently will boost your grass management, ensuring the correct dry matter content and best possible nutritional value.

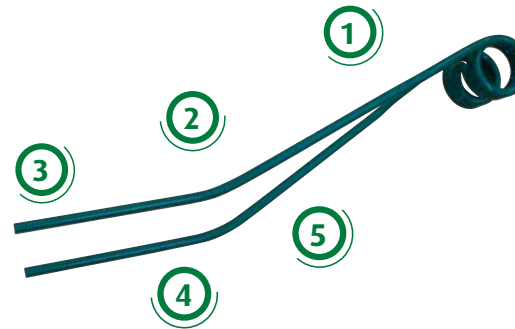
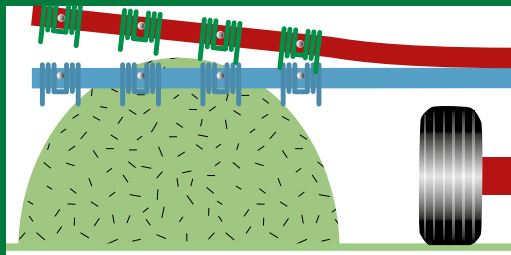
MADE TO PERFORM – DAY IN, DAY OUT



Correctly adjusting and customising the rake to the exact conditions facing you today is what adds the extra quality to your forage, ensuring that **dirt stays out of the swath**, yet leaving no crop behind. Setting the rotor height, adjusting the swath width and fine tuning the cam track (ProLine) is done **easily and intuitively** on all Kverneland rakes, taking the hassle out of the daily work optimisation.

Curved Tine Arms Support Regular and Even Swaths


All Kverneland rakes are fitted with curved tine arms, to ensure a regular and even swath formation. Additionally the curved shape prevents material from being pushed in the direction of the rotor.



Duo Tines

The special **Kverneland Duo Tines**, with their characteristic two-row raking, accurately move the crop into the swath, and with a wire diameter of up to 10mm they additionally provide the necessary capacity to move even large volumes of crop.

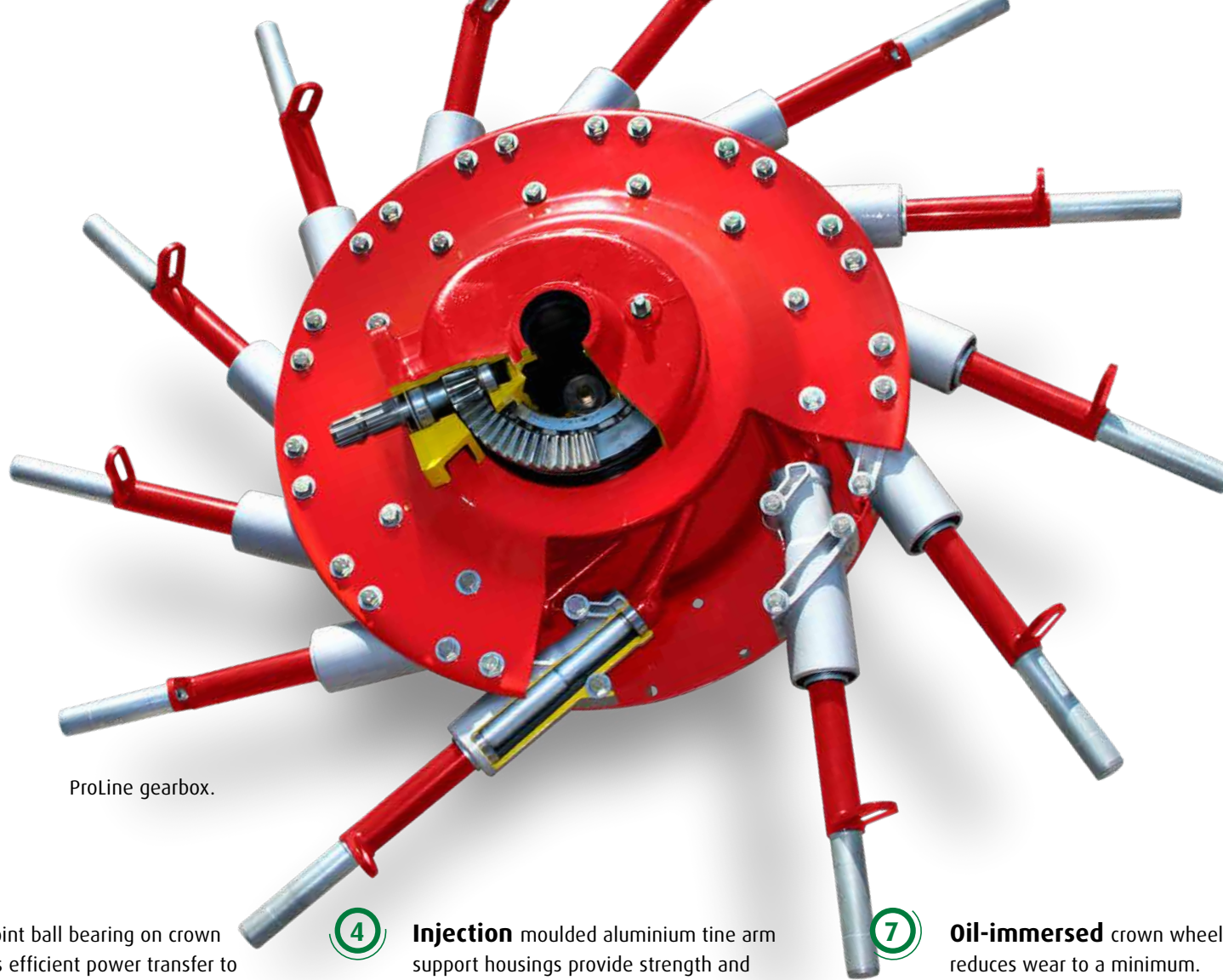
- ① **Unique DuoTine system**
- ② **Raking** in two rows
- ③ **Excellent performance**
Crop is lifted from the ground
- ④ **High capacity** with less aggressive set up as second row always stays in position also under heavy conditions
- ⑤ **Reduced dirt** due to less aggressive set up compare to competitive systems, dirt accumulation is reduced



Curved Tine Arms

The **curved tine arms**, a true Kverneland hallmark, engineered to ensure that the tine arms will leave the swath at exactly the right time, promotes better and more accurate swath formation. Essential for running the following machines at maximum capacity.

- ① **Increased capacity**
- ② **Higher lifting** out of the swath
- ③ **Faster drying rates** due to better formed, more fluffy swaths
- ④ **Higher driving speed**, as crop is pressed against the tines
- ⑤ **High crop volume** Even under conditions with high crop volume, close to zero material is pulled out of the swath again



ProLine gearbox.

- ① **Unique** 4-point ball bearing on crown wheel ensures efficient power transfer to the tine arms.
- ② **Steplessly** adjustable cam track for easy adaptation to different amounts and sorts of crop.
- ③ **Guide rollers** with hardened surface minimises wear on cam track and cam follower.
- ④ **Injection** moulded aluminium tine arm support housings provide strength and reduced weight.
- ⑤ **Pinion gear** with two bearings separate from the main driveline, keeping pinion and crown wheel securely in place.
- ⑥ **All rotor star axles** including housing can be exchanged individually by just removing 3 bolts.
- ⑦ **Oil-immersed** crown wheel and pinion reduces wear to a minimum.
- ⑧ **Heavy duty** ball bearings with large distance for excellent support of tine arm shafts.
- ⑨ **Flat 400mm** cast iron cam track with optimised shape, for smooth tine arm control and reduced running speed.

THE RELIABLE AND SOLID SOLUTIONS

CompactLine

The Kverneland CompactLine rakes features oil-immersed cam discs, guide rollers and tine bearings, alleviating maintenance on these components. Strong tine arms and bearings in an oilbath, ensure **longevity and easy maintenance**. The oil level of the gearbox is easily controlled from the outside.

High-tensile tine arm holders and two bearings on either side of the driveshaft, provide the compact unit with **strength and dependability**. Kverneland-developed cam tracks are specifically tailored to the rotor diameters, for **optimum raking** at any working width and on any model. Just on the rotor up to 12 greasing spots less than most systems.


ProLine

The Kverneland ProLine rakes feature a **unique drive system**, which comprises oil-immersed pinion and crown wheels. The fully enclosed design ensures **full and permanent lubrication**, and makes the entire system **absolutely maintenance-free**.


Our extensive experience guarantees well-proven technology of the highest standard.

The hardened cam track is adjustable and with an extremely large **400mm diameter**, giving positive guidance to the guide rollers and quiet machine running.

The optimised shape of the curve disc allows the tine arms to exit the crop faster, leaving a more **uniform swath formation**. Aluminium bearing housings, with two integral ball bearings and wide support, provide **solid and maintenance-free tine arm mounting**. Additionally all tine arms including housing are removed by simply removing 3 bolts. Fast and easy!.



CompactLine gearbox.



ProLine 10mm (CompactLine 9mm) diameter tines.




Each ProLine tine arm can be dismantled and repaired individually.

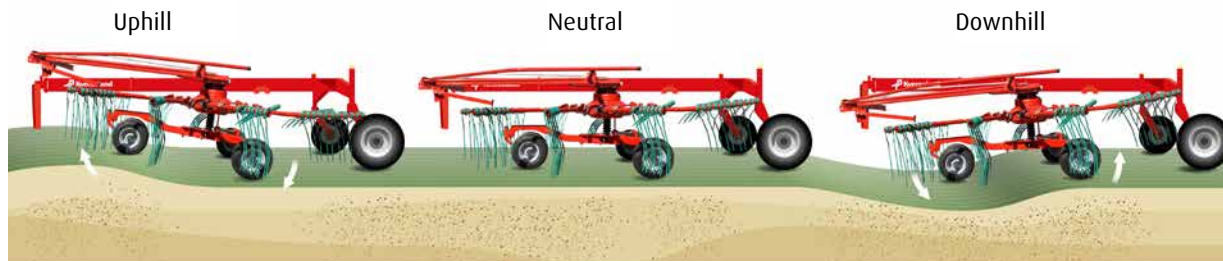
TERRALINK QUATTRO

- STAY ON TRACK!

What really matters is the **quality of the silage and hay**, which you produce. Precision in every part of the raking process is paramount to ensure that none of the valuable material is left behind, while at the same time securing a **clean and attractive crop** without dirt.



The rotors are fully flexible in all directions, which means the tines have an exceptional ground following ability...



... ensuring a clean raking result without dirt in the crop.

Three-Dimensional Adaptation

The TerraLink Quattro system has become a true legend related to accurate ground following, vital to avoid dirt in the swath - especially in uneven field conditions. It is a rather simple, yet unique system providing excellent 3-dimensional adaption to ground contours. And it is absolutely maintenance- and wear-free.

The Strength is in the Arm

The openly constructed frame arm absorbs vibrations away from the rotor and the spring steel type of steel allows torsion flexibility, adding the extra tracking flexibility and stability of the rotor. Each rotor operates in 3 dimensions to accurately respond and adjust to uneven field conditions.

High Stability

The trailed wheel axle configuration, where weight is centered on the front boogie wheels, enhances quiet running and prevents lifting and tine bouncing. Each wheel is positioned as close as possible to the raking tines to ensure highest possible rotor stability, inviting for higher travel speed.



The Real TerraLink Quattro Advantage

The TerraLink system consists of two parts. First the lifting arm and second the undercarrier. The arm is slotted on the downside. This, together with special steel quality comparable with tension bars, makes it possible for the frame to **flex without breaking**.



- ① **Absolutely** maintenance- and wear-free.
- ② **Unique combination** of flexible frame arm and 3-dimensional rotor suspension.
- ③ **Rotor operates in 3 dimensions** to accurately respond and adjust to uneven field conditions
- ④ **The boogie wheels are positioned** as close as possible to the raking tines to ensure high rotor stability.
- ⑤ **The trailed axle configuration** enhance quiet running and prevents lifting and tine bouncing.
- ⑥ **The openly constructed frame arm** absorbs vibrations away from the rotor and allows torsion flexibility.
- ⑦ **The accurate tracking** made possible by the TerraLink Quattro feature, ensures that a minimum of crop is lost during raking.








OVERVIEW RAKES PROLINE



ProLine

Design

ProLine	Design	
97150 C	Multi-Rotor Center	
95130 C Pro	Multi-Rotor Center	
95130 C	Multi-Rotor Center	
9590 C Pro	Multi-Rotor Center	
9590 C Hydro	Multi-Rotor Center	
9584 C	Multi-Rotor Center	
9580 C	Multi-Rotor Center	
9577 S	Multi-Rotor Side	
9546	Single-Rotor Mounted	
9542	Single-Rotor Mounted	








	 Working width	 Swath width	 Rotor diameter	 Rotors	 Arms / Rotor	 Tine diameter	 Chassis / Axle
	9.80-15m	1.4-2.5m	3.85m	4 pcs.	13/15 pcs.	10mm	Front cardanic
	10-12.5m	1.2-2.2m	3.35/3.05m	4 pcs.	4x12 pcs.	10mm	TerraLink Quattro
	10-12.5m	1.2-2.2m	3.35/3.05m	4 pcs.	4x12 pcs.	10mm	TerraLink Quattro
	8-9m	1.4-2.4m	3.85m	2 pcs.	2x14 pcs.	10mm	TerraLink Quattro
	8-9m	1.4-2.4m	3.85m	2 pcs.	2x14 pcs.	10mm	TerraLink Quattro
	7.60-8.40m	1.4-2.1m	3.65m	2 pcs.	2x12 pcs.	10mm	TerraLink Quattro
	7-8m	1.2-2.2m	3.35m	2 pcs.	2x12 pcs.	10mm	TerraLink Quattro
	7.7m	Variable	3.65m	2 pcs.	12/13 pcs.	10mm	TerraLink Quattro
	4.6m		3.65m	1 pcs.	13 pcs.	10mm	Tandem
	4.2m		3.35m	1 pcs.	12 pcs.	10mm	Tandem

OVERVIEW RAKES COMPACTLINE




Design








CompactLine	Design	
94125 C	Multi-Rotor Center	
9476 C	Multi-Rotor Center	
9472 C Hydro	Multi-Rotor Center	
9472 C	Multi-Rotor Center	
9464 C	Multi-Rotor Center	
9464 M	Multi-Rotor Center Mounted	
9670 S Vario	Multi-Rotor Side	
9670 S Evo	Multi-Rotor Side	
9471 S Vario	Multi-Rotor Side Trailed	
9471 S Evo	Multi-Rotor Side Trailed	

	 Working width	 Swath width	 Rotor diameter	 Rotors	 Arms / Rotor	 Tine diameter	 Chassis / Axle
	10-12.5m	1.2-2m	3.05/3.35m	4 pcs.	4x12	9mm	TerraLink Quattro
	7/7.80m	1.2-2m	3.35m	2 pcs.	11	9mm	TerraLink Quattro
	6.2/7.2m	1.2-2.2m	3.00m	2 pcs.	11	9mm	TerraLink Quattro
	6.2/7.2m	1.2-2.2m	3.00m	2 pcs.	11	9mm	TerraLink Quattro
	6.4m	1.2m	3.00m	2 pcs.	10	9mm	Single
	6.4m	1.2m	3.00m	2 pcs.	10	9mm	Single
	6.65/7.85m		3.35/3.23m	2 pcs.	11/12	9mm	TerraLink PLUS
	6.65m		3.35/3.23m	2 pcs.	11/12	9mm	TerraLink PLUS
	6.6/7.1m		2.95m	2 pcs.	11/12	9mm	TerraLink Quattro
	6.6/7.1m		2.95m	2 pcs.	11/12	9mm	TerraLink Quattro

OVERVIEW RAKES COMPACTLINE



CompactLine	 Design	
9447 T	Trailed	
9424 T	Trailed	
9443	Mounted	
9439	Mounted	
9035	Mounted	
9032	Mounted	

	 Working width	 Swath width	 Rotor diameter	 Rotors	 Arms / Rotor	 Tine diameter	 Chassis / Axle
	4.2m		3.65m	1 pcs.	12	9mm	Tandem
	4.2m		3.35m	1 pcs.	11	9mm	Tandem
	4.2m		3.35m	1 pcs.	12	9mm	Single
	3.9m		3.05m	1 pcs.	11	9mm	Single
	3.5m		2.8m	1 pcs.	10	9mm	Single
	3.2m		2.6m	1 pcs.	9	9mm	Single

HIGHER PRODUCTIVITY

Maximum Operator Comfort



KVERNELAND FOUR ROTOR RAKES SERIES

EFFICIENT PERFORMING

The Kverneland four rotor rakes are targeted at making **lighter work of tough and demanding operations**. With impressive capacity of up to 15.0m working width, straightforward design and the possibility to adjust both work and swath width, they are **designed to boost** the complete process of collection and pick-up, altering to the changing crop intensity during the season.

Kverneland rotary rakes are designed to do well-shaped and clean swaths, achieved by precision in every part of the raking supported by the **TerraLink Quattro** ground contour following ability.

The Product Range:

Kverneland 94125 C

10.00-12.50m working width
CompactLine gearbox

Kverneland 95130 C (Pro)

10.00-12.50m working width
ProLine gearbox

Kverneland 97150 C

9.80-15.00m working width
ProLine gearbox

KVERNELAND 97150 C NEXT LEVEL RAKING

Beef and dairy farming is all about the production of high quality milk and meat. That's why you constantly strive for **optimising productivity and profitability**. Ruminants need **high quality** roughage, for their health and productivity. The more nutritional value per hectare you harvest, the more your forage management contributes to the farming business.

Every farm has different possibilities for growing forage crop. Circumstances vary by region and even by lot. Farmers and contractors also have to deal with the seasonal effects, such as field conditions, changing crop intensity during the season and - in particular - the weather. Planning means **constantly adapting** to unexpected conditions.

Raking is all about the efficient production of high quality forage

Capacity and Flexibility

Two factors are key for optimising the quality of the silage and hay: **capacity and flexibility**. You need capacity to get the complete work done in time, before the weather changes. You need flexibility to adjust the rake to whatever challenges you meet.

With an adjustable working width of 9.8-15.0m the Kverneland 97150 C 4-rotor rake is well prepared to tackle **whatever conditions** might appear. The **extensive working range** allows exact adjustment to each individual field. Whether it's heavy first cut crop or later on in the season, the following machines are fed a **perfect size swath** for optimised work flow.







The Elbow Design Makes the Difference

The special elbow design of the front rotor arms is a unique feature of the Kverneland 97150 C. This special Kverneland design allows an impressive, continuously adjustable, working range between 9.80 and 15.00m, which is unmatched flexibility that only Kverneland offers. Raking width can be matched to differing crop characteristics, to obtain an evenly shaped and equally wide swath across the full width.



TERRALINKQUATTRO

Ground Contour Following System

IT'S ALL ABOUT PERFORMANCE

15m Working Width

The **special elbow design** allows quick working width adjustment. In case of contact with an obstacle, the overload protection on the outer arm ensures that it folds back at a certain pressure, securing the main frame structure from damages.

Also when raking along borders, the **fast moving front arms** can be used to steer along fences etc. without slowing down. Specially while raking corners, it is possible to clean them in one go as the front rotor can be pushed inside the corner.

The biggest benefit with the system though, is that the next swath will still be straight, as the rotor towards the non-raked area stays in position. When passing obstacles in the field, the front rotors can quickly be moved inwards, ensuring the swaths stays straight.

Tackle the Terrain

The front rotors are fitted with **hydraulic ground pressure control** for constant adjustment of ground pressure. Regardless of chosen working width, ground pressure remains even, allowing the rotor to instantly react to uneven field conditions for **accurate tracking**.

The advantages are obvious, as it leads to less damage and faster regrowth from the stubble and minimum dirt into the crop. Especially in wet conditions the **low remaining weight** on the rotor is a big advantage in order to get clean crop.

A Superbly Manoeuvrable Unit

The 2-pt headstock allows a **turning angle up to 80°** and the optional unique steered wheel axles ensure these Kverneland rakes have unequalled manoeuvrability. Despite a total length of 9.20m, even narrow gateways or approach lanes to fields are easily negotiated. For easy **headland management** it is possible to optimise the time delay of lifting and lowering the front and rear rotors. Three different possibilities can be chosen. All 4 rotors can be lifted individually, allowing you to rake any size or shape of field in a **professional and efficient way**.



Each rotor can be independently and hydraulically set for height.



All 4 rotors can be lifted individually.



High lift of rotors ensures generous clearance during headland turns. Lifting height can be adjusted infinitely.



CUSTOMISE THE SIZE OF YOUR SWATH



Hydraulic adjustment of swath width.



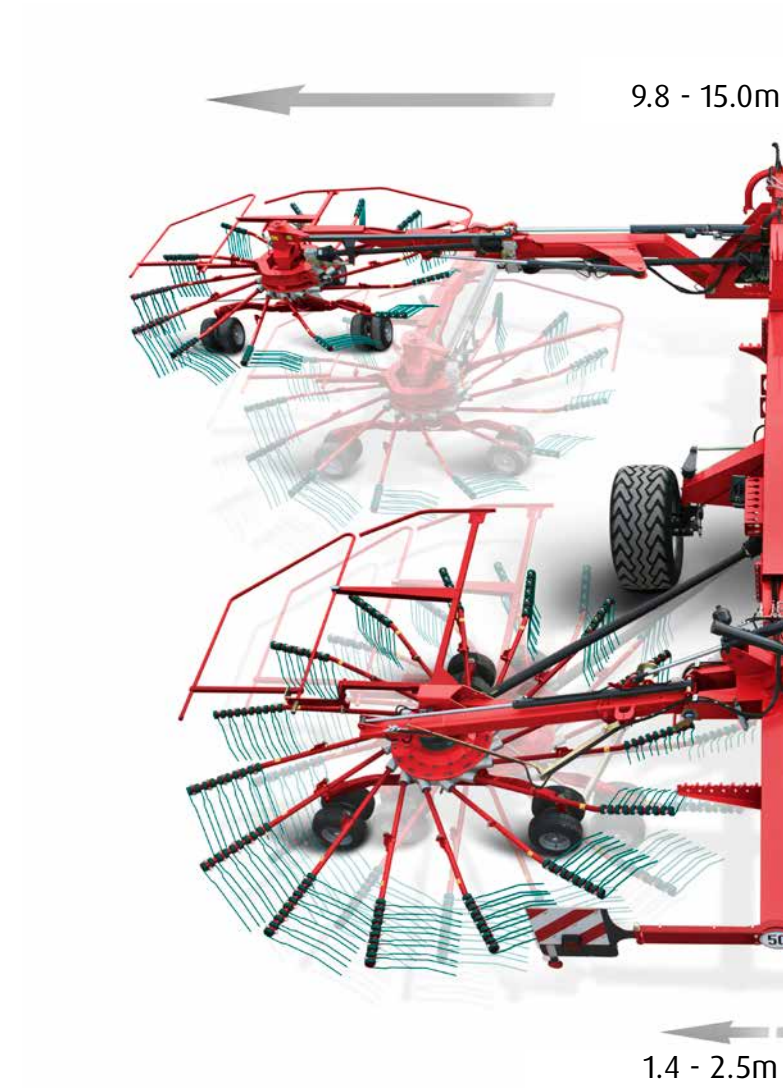
Transport height below 4.0m, even without removing tine arms.

Adjustable Working Width

Raking width can be continuously varied on the move between 9.80m and 15.00m. Raking width can be matched to the density of crop to obtain an **evenly shaped and equally wide swath** over the full length. Change of working width can be done in all situations, while driving, but as well while standing still with rotors on the ground. If the width needs to be adjusted shortly, the previously set working width can be recalled automatically.

Brakes and Tyres

The wide tyres not only ensures gentle treatment of the ground, but also makes for **excellent stability** both in the field and on the road. Hydraulic or pneumatic brakes permit road speeds up to 40 km/h. All rotors are equipped with 3 twin wheels, **360° free turnable**, for perfect guidance and no problem in narrow curves with destroyed grass fields.





working width



swath width



Everything Under Control with ISOBUS Technology

The Kverneland 97150 C is **fully ISOBUS compatible**. This means that it will plug directly into an ISOBUS compatible tractor without the need for a separate terminal. The Kverneland 97150 C is available with the IsoMatch Tellus or the new IsoMatch Tellus Go control terminals.

The IsoMatch Tellus GO is especially developed for **controlling** machines in a **simple way**. Just connect your machine, step into the tractor cab, switch on the power button and GO.

The terminal brings the implement automatically into view

To **maximise user comfort** on the Tellus GO terminal, all buttons are positioned on right hand side of the terminal as physical buttons. No need to look at touchscreen when operating the machine.



Take Full Control

The following functions can be operated with the terminals:

- Swath and working width indication.
- Programmable lifting height of rotors.
- Automatic selection of transport or working position by pressing an icon.
- Separate lifting of all four rotors.
- Setting of rotor height.
- Adjustment of working width, left and right hand side.
- Active and selectable hydraulic suspension on front rotors.
- Steering of transport axle.
- Headland management activation.
- Adjustment of delay time/meters or manual operation of headland management.
- Special customized user interface, developed with contractors, for very simple control of functions.
- Optional with joystick.





MAXIMISE PRODUCTIVITY

NO CROP LEFT BEHIND

The Kverneland GEORAKE® solution is the answer when it comes to managing raking operations in the most **efficient and productive** way. Making accurate, well-shaped swaths has never been easier. GEORAKE® automatically lifts and lowers each individual rotor at exactly the right time – all you need to do is to focus on running the tractor in the most efficient way. The stress factor of finishing swaths correctly, before turning on headlands, or in odd shaped plots, has been completely eliminated.

GEORAKE® Supports Performance

To **maximise productivity**, precision is needed, from both machine and operator, especially during headland operation. You need to lift and lower the rotors at just the right time, to rake up crop in the most efficient manner. This essential operation has been **fully automated** with the introduction of the 97150 C GEORAKE®. Each of the 4 rotors is individually controlled via **section control**, without any attention needed from the operator, who can then fully focus on optimising the raking operation.

No crop is left behind, and no swaths on headlands are destroyed by interference from the rotors. Work is done correctly, always.

Accurate, Efficient Raking

GEORAKE® registers the areas already raked. If a rotor enters into such an area, it will automatically lift. Each rotor **lifts individually** and acts as one of four sections. When entering an unraked area the rotor automatically lowers again in due time to prepare the next swath.

When raking awkwardly shaped fields GEORAKE® automatically avoids raking into already prepared swaths, **automatically lifting** the rotor or rotors involved, without the need for any counter steering from the driver.

GEORAKE® is a license based application, and requires a machine license and section control license for the Terminal. The Terminal license can also be used for other operations like planters, spreaders and sprayers.



As already raked areas are registered, each individual rotor will automatically lift for headland turns. A 24 h test license is provided with each new machine.



GEORAKE® optimises the raking result – every time and under all conditions. It provides less stress for the driver and supports him in doing an excellent job.



*Discover this new opportunities with the Kverneland GEORAKE® solution.
An automatic lifting of each rotor at just the right time.
Also available with the 53100 mower as GEOMOW®.*

KEEP THINGS SIMPLE – EASE YOUR WORK

ProLine or CompactLine Specification

The Kverneland 12.5m 4-rotor rake is offered with a choice of either ProLine or CompactLine gearbox. Both machines are similar in construction. They are built up on the same frame concept. The Kverneland 94125 C CompactLine version is an **easy-to-use machine** with substantial working width for the professional segment, looking for a dependable machine to ensure stability in the complete harvesting process.

For **heavy duty** use, the Kverneland 95130 C ProLine machine has been developed.

Boost Your Capacity

The Kverneland 94125 C and 95130 C are targeted at making lighter work of tough and demanding operations. Being able to accurately feed the machine that follows and **keep up efficiency** of the complete harvesting system is an essential part of the raking job.

With their impressive capacity of 12.50m working width, **straightforward design** and the possibility to adjust both work and swath width from the cabin, these machines are **designed to boost the complete process** of collection and pick-up, altering to the changing crop intensity during the season.



TERRALINKQUATTRO
Ground Contour Following System

More Uptime with max 4m Transport Height

No reasons for wasting time, not even when moving between fields. Just raise the rotors and off you go, safely below 4.00m transport height – no need to leave the tractor for removing tines arms. Large transport wheels and brakes are standard. For storage all tines arms are detachable on Kverneland 94125 C to allow a storage height as low as 3.40m. A strong and stable storage foot ensures fast and trouble-free coupling and uncoupling. For Kverneland 95130 C tine arms are generally fixed, but the top 4 are detachable, to reach same low storage height.



Easy Handling – More Productivity

These rakes are designed with uncomplicated work days in mind. New drivers feel inbetween minutes comfortable with the machine as operation is not more complex than on a twin rotor rake. Forget about sophisticated sensors and control functions, they are designed around the operator with simplicity in mind, focusing on the elements that add real value. Take the control unit for instance. It comes with a rather handy design including pre-selected functions for an array of easy operations. Only one double acting and one single acting spool valve are required to run the Kverneland 94125 C and 95130 C.

Excellent Swath Formation

To prevent an uneven appearance of the swath and to keep capacity up, the rear rotors are smaller in diameter and turn faster. This secures the additional capacity needed on the rear rotors for the double volume, and as the speed is different it also prevents roping.

The maintenance-free TerraLink Quattro rotor suspension system, operating in 3 dimensions for excellent tracking, works in close combination with the 4 wheeled rotor to ensure high accuracy and stability on slopes. And it is absolutely maintenance- and wear-free.



Easy and intuitive control function, all handled from the tractor cab.



Individual pairwise lift of front and rear rotors. Adjustable time delay for headland position is standard.

EASY HANDLING – MORE PRODUCTIVITY

Hydraulic Adjustment of Working and Swath Width

The hydraulic adjustment of working and swath width allows you to **customize swath intensity** and width to the capacity of the following machine.

All conveniently handled and controlled from the tractor seat. Working width can be set between 10-12.50m and swath width can be adjusted between 1.20-2.20m, adding the necessary flexibility.

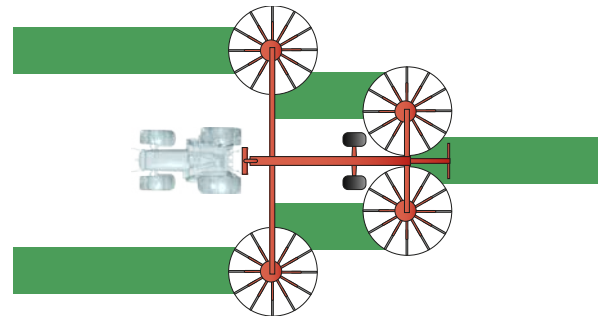
Easy Headland Management

These machines come with **enhanced headland management**. In addition to high ground clearance of rotors during headland turns, it is possible to tailor time delay between lifting/lowing the front and rear rotors to driving speed and field conditions. This is done mechanically in an **easy and uncomplicated** way.

Kverneland 94125 C and 95130 C will do **sharp turns** of up to 80°, both on headlands and during transport when passing narrow gate ways. The rotors can, as a standard feature, lift pairwise which is **convenient** for raking also triangular shaped fields in an optimal way. Optionally the front rotors can be lifted individually.



Optional tandem axle for additional stability specially on hillside.



Compact but efficient machine – in combination with BX mower there is possibility to collect up to 20m into one swath.



Hydraulic adjustment of working and swath width.







PROFESSIONAL HANDLING WITH THE 95130 C PRO – MAXIMIZED PRODUCTIVITY

Individual lifting of all four rotors

Load sensing hydraulics with possibility to run on constant flow

Maintenance-free ProLine gear box with fully enclosed oil bath design

Isobus control of all functions

Optional electric height adjustment for all four rotors





Standard configuration on 95130 C:

- ① **Easy operation** of all functions via simple control unit. No sensors needed for control.
- ② **Kverneland 95130 C** comes equipped with ProLine gearbox, while Kverneland 94125 C is fitted with CompactLine gearbox.
- ③ **Hydraulic adjustment** of working and swath width, 10.0-12.5 and 1.2-2.2m respectively.
- ④ **Simple design** – just one single and one double acting valve needed.
- ⑤ **TerraLink Quattro** – Absolutely maintenance- and wear-free 3-dimensional adaptation for outstanding raking quality.
- ⑥ **Individual pairwise lift** of front and rear rotors. Standard fitted with adjustable time delay for headland position.
- ⑦ **Compact but efficient** – can be operated with tractors starting from 80hp.
- ⑧ **3.35m front rotors** and 3.0m rear rotors, each with 12 tine arms and 4 tines per arm. Faster rotating rear rotors ensure uniform swaths.



COMPACT EFFECTIVENESS

with large working widths and clever
transport solutions

KVERNELAND TWO ROTOR RAKES SERIES

HEAVY DUTY SET-UP

The Kverneland two rotor rakes are **heavy duty** set-ups with working widths up to 11.0m. They are designed for the **toughest conditions** and feature a high performance oil-bath gearbox and a strong carrier frame. The hydraulically adjustable working and swath width and ability to make sharp turns of up to 80° are important features of these rakes.

The Product Range:

Kverneland 9464 C / M

6.40m working width
CompactLine gearbox

Kverneland 9670 S Vario / Evo

6.90/7.90m working width
CompactLine gearbox

Kverneland 9471 S Vario / Evo

6.60/7.10m working width
CompactLine gearbox

Kverneland 9472 C / Hydro

6.20/7.20m working width
CompactLine gearbox

Kverneland 9476 C

7.00/7.80m working width
CompactLine gearbox

Kverneland 9577 S

7.70m working width
ProLine gearbox

Kverneland 9580 C

7.00-8.00m working width
ProLine gearbox

Kverneland 9584 C

7.60-8.40m working width
ProLine gearbox

Kverneland 9590 C Hydro / Pro

8.00-9.00m working width
ProLine gearbox

Kverneland 95110 C

9.20-11.00m working width
ProLine gearbox

HIGH PERFORMANCE AND PRECISION



The control box, placed in the tractor cab, controls the main functions needed during work. Lift and height adjustment of rotors can be done individually. Working width can be easily adjusted, and the box also features a transport locking device.

Heavy Duty Machine with Compact Design

The Kverneland 95110 C is a twin rotor rake with 11.00m working width for the **high performance segment**, normally covered by more expensive four rotor rakes. 95110 C offers easy operation, excellent manoeuvrability and a **heavy duty design**. Despite the working width of 11.0m, the rake is still very compact, something very convenient when working in smaller fields. Standard on the machine, besides the height adjustment, is as well the individual lifting of the rotors and **hydraulic height adjustment** with the possibility of setting a mechanical minimum height.

Easy Operation with Minimum Maintenance

The 95110 C is designed for **easy operation**, with a number of features making the working day as comfortable as possible. The machine is built around two fully enclosed, heavy duty gearboxes, that ensures full and permanent lubrication, making the system **absolutely maintenance-free**.

ProLine Rotor

The ProLine rotor offers **excellent swath formation**. The shape of the Kverneland hallmark, the massive 400mm curve disc, allows the tine arms to leave the crop faster, leaving a more **uniform swath** shape. The tine arm shafts and housings be easily changed if needed.

Perfect Ground Contour Following

The Kverneland 95110 C is fitted with the TerraLink Quattro system, offering perfect ground contour followings. A unique combination of an undercarriage with 6 wheels and a specially designed rotor suspension, ensures superb raking performance.

The hydraulic height adjustment, with possibility of setting a mechanical minimum height, is a highlight of the machine.





TERRALINKQUATTRO

Ground Contour Following System



Active wheel steering, allowing sharp turns on headlands and during transport.



The two rotors are hydraulically lifted on headlands, and ensure outstanding ground clearance in headland position.



Hydraulic adjustment of working width between 9.60m and 11.00m.



Hydraulic height adjustment of the rotors to suit length of the stubble or varying ground conditions.



To reach a transport height below 4.00m, the tine arms are removed and safely placed on the carrier frame.



TERRALINKQUATTRO
Ground Contour Following System

THE HEAVY DUTY CENTRE SWATH RAKES

Durable Performance

With adjustable working widths of 7.00-9.00m respectively these **heavy duty specification rakes** provide the swath formation capability to keep harvesting operations running at their **optimum output**. At the heart of all models is a heavy duty ProLine rotor head system. The machines are equipped with ground protecting 380/55-17 tires.

Excellent Manoeuvrability

The rear carrier frame with controlled steering facility gives this rake **excellent track following characteristics**, allowing tight turns on headlands and loss free swathing, even in awkwardly shaped fields. Even if the rotors are lifted on a steep slope, the steering system reliably counteracts any deviation. During headland turns the rotors are lifted min. 45cm from the ground to prevent swath damage.

- Actively steered wheels for excellent tracking.
- Ability to make sharp turns up to 80°.
- High lift of min. 45cm of rotors ensures generous clearance during headland turns.
- Raking with only one rotor (standard on 9590 C, optional on 9580 C and 9584 C).

On-the-Go Rotor Height Adjustment

A ComfortKit is optionally available for 9584 C and standard on 9590 C Pro. This includes a hand-held joystick control that brings all control functions into one. The height of each rotor is controlled electronically, and actual height of each rotor is shown on the screen of the control box. In this way **fine tuning rotor height**, improving your work result is easily done on the go.

A screen indicator shows the actual height in percent. It is as well possible to set a personal zero point, to prevent too deep raking. On top the kit includes individual rotor lifting. It is possible to **adjust** the rotors together or **individual** in all positions.

Flexible Working Width

Kverneland 9580 C: 7.00-8.00m working width.
Kverneland 9584 C: 7.60-8.40m working width.
Kverneland 9590 C Hydro: 8.00-9.00m working width.
Kverneland 9590 C Pro: 8.00-9.00m working width.



ComfortKit including electronic control of separate rotor height.



Kverneland 9584 C with 8.40m working width, 9590 C with 9.00m working width, fully enclosed gearbox and hydraulically adjustable working width.



TERRALINKQUATTRO
Ground Contour Following System

Transport Height below 4.00m

Kverneland 9580 C includes a transport height below 4.00m without leaving the tractor cab and actively steered axles supporting tight turns on headlands and during transport.



MORE UPTIME WITH CLEVER TRANSPORT

Kverneland 9580 C - Design Optimised for Transport

The Kverneland 9580 C masters both extensive working width and compact transport measures. The design of the wheel axles allows adding generous 380/55 wheels as standard and still offering a outer track width as narrow as 2.75m, making it the perfect match for **narrow roads** and **tight gateways**.

Transport height is below 4.00m, even with all tine arms attached. No need to leave the tractor, just fold and go. Add in the 80° turning headstock and active wheel steering, and you have a **highly manoeuvrable** machine on road and in the field.

The 9580 C is developed in the UK to survive **heaviest weat crop conditions**. with 12 arms and a heavy Duty design this machine can't be stopped on grass.

For customers where height dosen't matter the 9584C is the solution in between. 12 arms and an optional lift arm Suspension secure that this rake forms swath after swath.

Kverneland 9590 C Hydro

- High Capacity in Field, Compact on the Road

The Kverneland 9590 C Hydro will go as wide as 9.00m during work with its´ twin rotors, and offers the **flexibility** to adjust the working width between 8.00-9.00m. It will stay below 4.00m during transport, even with all 14 tine arms fully mounted.

Thanks to the **hydro axles**, which are a unique Kverneland feature, the complete rake can be lowered hydraulically for transport, ensuring that it will go below 4.00m transport height. Another benefit is that the gravity point is moved towards the ground, and in combination with the wide track width and large 380/55-17 tyres it creates **excellent weight distribution** and stability during transport. 9590 C Hydro comes as standard with a lift arm suspension and as well with single side lifting.

*No need to leave the tractor,
just fold and go*



With 9.00m working width and transport height below 4.00m, even without detaching tine arms...



... the Kverneland 9590 C Hydro offers remarkable productivity with no downtime.

COST-EFFECTIVE HIGH-PERFORMANCE RAKES



Optional boogie wheels for the Quattro undercarriage for further improved ground contour following.



9476 C - Hydraulic 7.0-7.8m working width.



Kverneland 9476 C - easy storage of tine arms for transport.

Centre Swath Rakes

These rakes will produce a nice even centre swath from raking widths of between 6.20m and 7.80m. They are mounted on a strong and stable frame, to ensure long lifetime. Features such as actively steered wheels, the Terralink Quattro system and hydraulically raised rotors are standard - except for the low cost start up model 9464 C/9464 M.

The double rotor rakes offer hydraulically adjustable working widths between 6.2 and 7.8m. The swath width can be set between 1.20-2.20m. A clever solution that makes it possible to adapt the swath size to the pick-up width of loader wagons, balers and foragers.



TERRALINKQUATTRO
Ground Contour Following System

UNIQUE MANOEUVRABILITY



The centre swath rakes are converted hydraulically for transport from the tractor cab.



Raking with only one rotor. Optional no problem.

Active Wheel Steering

Kverneland centre swath rakes all have a carrier frame for **strong and stable** working performance. The wheels of the rear carrier have **active wheel steering**, allowing the rakes to go around tight corners during work and narrow gateways during transport. This allows the rakes to follow swaths around bends, and to make turns of up to 80°.

9472 C Hydro

The Kverneland 9472 C Hydro is fitted with **hydraulically operated axles** on the mainframe, in order to lift and lower the machine during transport. This feature significantly reduces transport height by 40cm.



Turning on headlands – turning in one go due to the excellent manoeuvrability and the hydraulic QuickLift.




Even if the Basic model is below 4 m, this feature helps to go into narrow sheds and as well to pass bridges which are less than 4m high without detaching arms. The Hydro version is standard equipped with single side lifting of the rotors.

Add in features such as adjustable working width of 6.20-7.20m, TerraLink Quattro ground contour following and **heavy duty carrier frame design**, and the result is low maintenance, higher productivity and **maximum operation comfort**. As well the CompactLine gearbox, with all critical parts running in oil, helps to reduce maintenance time to a minimum.

All main functions, such as lifting and lowering of mainframe and rotors are operated from the tractor cab, using an **electro hydraulic control terminal**. It is also possible to pre-select lift activation of the individual rotor units via the handheld terminal. Such an integrated solution is offered only by Kverneland.



HIGH MANOEUVRABILITY FOR NARROW ROADS AND AWKWARD FIELDS



Maintenance friendly oil-immersed gearbox.

Pivoting headstock for perfect following in curves.

Double acting folding cylinders save additional ropes.

Compact transport and storing position.

Comfortable headland position.

Kverneland 9464 M – Compact Dimensions

Even more agile you are with the new compact 9464 M that shows with its compact mounted design in combination with the three point linkage high manoeuvrability for narrow roads and tight gateways. The mounting makes the Kverneland 9464 M then an ideal fit for mastering smaller and awkwardly shaped fields.



Compact transport position.

The Kverneland 9464 M is set-up with simple technology:

- No ropes for transport locks.
- Only two positions, folded or unfolded (double acting cylinders).
- No mistakes while operating.
- No need to operate with hydraulic valve during work.
- Easy headland lift with 3 point linkage.
- Outstanding clearance in headland position.
- Pivoting headstock to guide the machine freely along the field contour.
- Fixed wheels can be used.
- Together with stabilizers, a perfect performance also on hillside is guaranteed.
- Optional tandem wheels can even create a softer performing.



Better ground adaptation compared to larger single rotor rakes.



High flexibility on the road, and in the field, as no carrier is disturbing.



More flexibility by parking as no tine arms need to be detached.



Narrow and short transport position without leaving the cabin.



Tandem axle (optional).



Height adjustment.

SIDE DELIVERY RAKES – PROACTIVE PERFORMANCE

The NEW! 9670 S Side Delivery Rake

This compact and nimble rake features a **new sturdy frame** and the new **TerraLink PLUS** ground following system. In addition the **Vario** model offers the possibility of raking **two separate swaths**.

With a working width of 6.65m and up to 7.85m with the Vario, the machine **rakes up double swaths of up to 13.00m**. **High comfort** was the core of the development. Starting with comfortable **connecting** of the machine and continues with for example an **automatic folding** of the swath board and an optional **hydraulic transport locking**.

New TerraLink PLUS with cardanic rotor attachment.



Automatic fold-able swath board with parking stand.



More Comfort in Operation

The new 9670 is fine tuned for **high performance** on the machine but also on the following machine. The **unique rotor set up** with a smaller rotor in the rear in combination with one tine arm more secures a **perfect swath** under all conditions. This increase the **harvesting speed** of the following machine. In the field the machine has a high flexibility due to an **improved steering geometry**. For a **smooth running** also in difficult conditions the machine can be equipped with steering **tandem axles** on the front rotor and fixed tandem axles on the rear. The distribution of the swath to the left secures that the driver has a **perfect view** to the fence and the border to not hit something. The swath is **automatically formed**.

Higher Quality of Forage

With the updated feature “TerraLink PLUS”, the **cardanic rotor attachment** benefits with a further **advanced ground adaptation** of 8°. On top it is supported by the **Touch-Down-Effect**. The **TerraLink Plus cardanic** secure **less dirt** in the crop and a more **smooth running**. Due to this **forage quality increase** further the **milk yield** and **health** of the animals increase. To keep also the grassland in a good shape the machine is **standard equipped** with **380mm ground protecting wheels**.



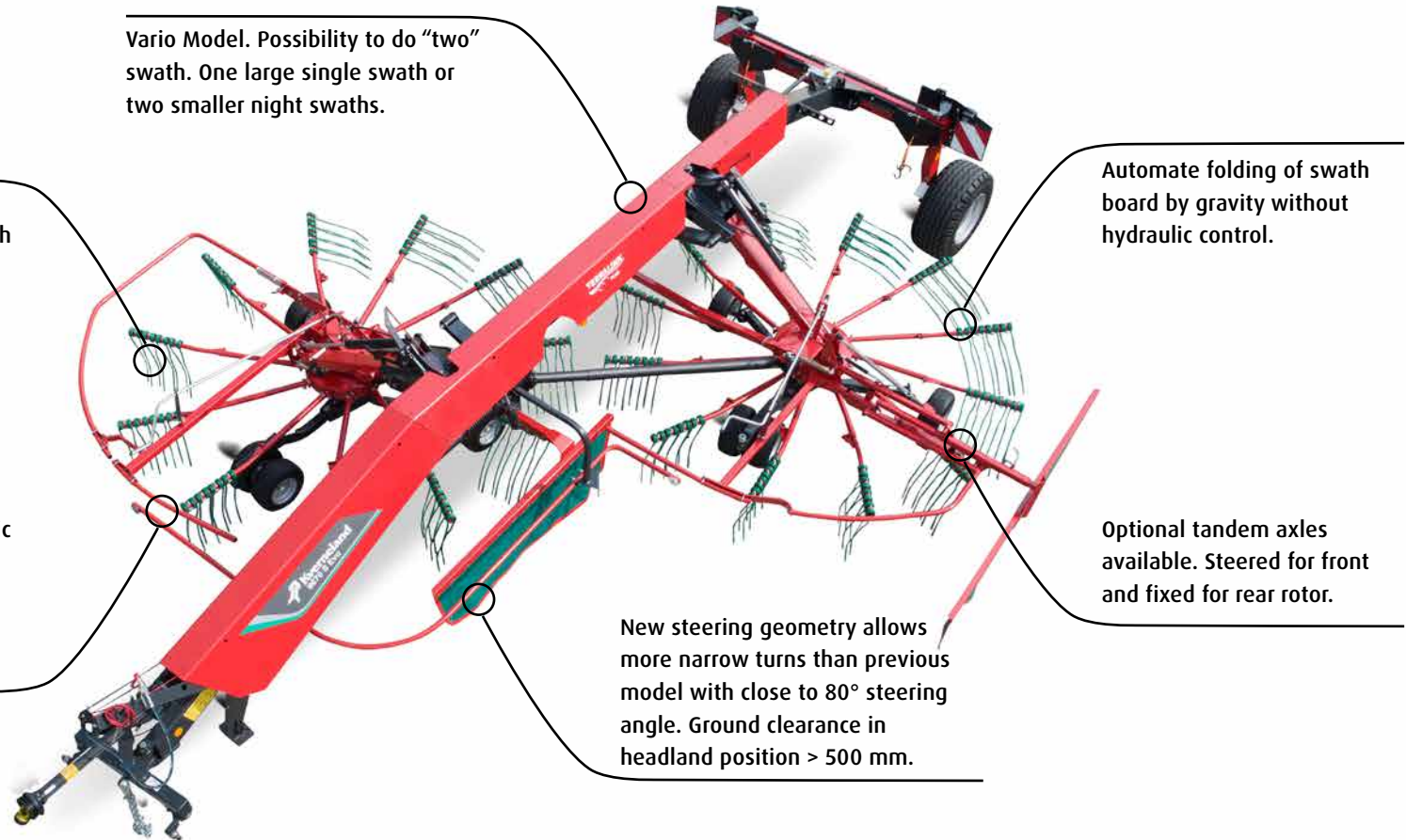
Two swaths raking (Vario).



Tandem wheels (optional).



Hydraulic transport locking (optional).



Vario Model. Possibility to do "two" swath. One large single swath or two smaller night swaths.

Automate folding of swath board by gravity without hydraulic control.

Optional tandem axles available. Steered for front and fixed for rear rotor.

New steering geometry allows more narrow turns than previous model with close to 80° steering angle. Ground clearance in headland position > 500 mm.

Maintenance-friendly CompactLine gearbox with fully enclosed oil bath design.

Terralink PLUS stands for a cardanic rotor attachment that benefits with a further advanced ground adaptation supported by the "Touch-Down-Effect".



Transport height below 4m.

The Touch-Down-Effect

The **Touch-Down-Effect**, comparable to an airplane's approach angle of its landing chassis, ensures a **smooth and clean raking**, but also avoids with lifting to a **ground clearance of around 500mm** that swaths on headlands are being damaged.



Touch-Down-Effect.



The side delivery concept allows you to collect crop from 15.00m into a single swath.

DOUBLE UP ON EFFICIENCY!



Optional an hydraulic foldable swathboard is available for 9577 S.



Active wheel steering for improved manoeuvrability in combination with large wheels for reduced compaction.

9577 S: The Obvious Side Effect!

The 9577 S double rotor rake delivers a working width of 7.70m. The side delivery concept adds **excellent flexibility** in swath formation and allows you to collect crop from a working width of up to 15.00m into one swath. The high build mainframe concept offers excellent ground clearance in headland position. **Actively steered wheels** allow sharp turning, both on headlands and during transport.

9577 S is fitted with the renowned ProLine gearbox, with its' **maintenance free oilbath solution**. The shape of the Kverneland hallmark, the **massive 400mm curve disc**, allows the tine arms to leave the crop faster, leaving a more uniform swath shape. In addition the rotors have been upgraded to 12 tine arms on the front rotor, each with 4 tines, and 13 tine arms, each with 5 tines on the rear rotor. This ensures more **accurate raking performance** without roping, and allowing higher forward speed.

Kverneland side delivery rakes have steerable undercarriers on the front rotor to secure a **smooth following in curves**. As well a swath board on the first rotor stops the crop, so it can be pushed through the rear rotor (Option on 9469 S Evo). In addition Kverneland 9577 S is fitted with the TerraLink Quattro wheel system for superb ground contour followings. This system controls the rotor in 3 dimensions.

All side delivery rakes place the swath on the left hand side. This offers a superb view on the right hand rotor, to steer the machine along fence lines and obstacles in a **comfortable** position.

Accurate raking performance



THE FLEXIBLE RAKING SOLUTIONS

The Kverneland 9471 S Vario and the Kverneland 9471 S Evo are designed for **maximum flexibility**, for raking in a variety of conditions. The twin rotors work independently from each other, making it possible to collect either one large swath or two smaller night swaths. These rakes can place two large swaths into one, allowing a total of up to 12.50m crop to be gathered into one swath.

Large in The Field, Small in Transport

No need to remove the tine arms: Moving the Kverneland 9471 S Vario and the 9471 S Evo to transport position only requires a **simple operation** on the hydraulic lever. The swath deflector can be fold hydraulically clear. Transport width is only 3.00m (to reach 2.45m, the tine arms can be removed).



Placing two smaller night swaths.



Turning on headlands: Kverneland is equipped with the QuickLift system as standard. This ensures a lifting height of 50cm to easily over cross existing swaths.



Pulled axle suspension for smooth running characteristics and reduced power requirement.

Kverneland TerraLink

- Absolutely maintenance- and wear-free.
- Superb tracking in road transport.
- Trailed axle configuration enhances quiet-running and reduces tractor input power, particularly in wet conditions.
- Boogies are set to wide track widths and specified with 18.5" tyres, to sense field contours right on the tines for perfect ground-following and stability on the slopes
- Automatic dampening provides quiet machine running.
- The machine comes as Evo standard with tandem axle in the front. As Vario the machine is equipped as well with a land wheel standard (option for EVO)
- Optionally the machine can be equipped with up to 13 wheels with tandem axles on the rear rotor and two sets of inner tandem axles on the front of the undercarrier.
- 11 arms in the front and 12 arms on the rear secure a even swath and good crop flow that prevents roping.



FOLLOWING THE TERRAIN

Kverneland SideShift

The Vario version also offers the patented **SideShift system** as an option, which comprises electro-hydraulic control of all functions. A special feature on the Kverneland 9471 S Vario is the possibility to operate both rotors – front and rear – in an offset position from the tractor cab.

With this patented system, raking along field boundaries or around trees is no problem – as the tractor can run at a safe distance from the obstacles. It is also possible to run on raked fields while having the rake offset to the left side.

Raking along field boundaries or around trees is no problem



SideShift to the right - conveniently passing trees.



SideShift to the left - raking without driving on unranked crop.



COMPACT AND
LIGHT DESIGN
which still delivers considerable
working width

KVERNELAND SINGLE ROTOR RAKES SERIES

COMPACT AND RELIABLE DESIGN

Kverneland single rotor rakes are **high performance** rakes with a drive system designed to last for a long time. The 3-pt headstock allows the rake to follow the tractor around **tight curves**. With the choice of compact or Pro-line models an **individual configuration** with several features can be set respectively to suit any need, from lowland farmers, to the users working on steep hillsides.

The Product Range:

Kverneland 9032

3.20m working width
CompactLine gearbox

Kverneland 9035

3.50m working width
CompactLine gearbox

Kverneland 9439

3.90m working width
CompactLine gearbox

Kverneland 9542

4.20m working width
CompactLine gearbox

Kverneland 9442 T

4.20m working width
CompactLine gearbox

Kverneland 9443

4.30m working width
CompactLine gearbox

Kverneland 9447 T

4.70m working width
CompactLine gearbox

Kverneland 9546

4.60m working width
CompactLine gearbox

HIGH QUALITY AND RELIABILITY



For transport or storage, the rotor guard frames are folded up close to the mainframe, locking automatically into position. An assist spring linked to the swath board reduces the effort required.



Standard oscillation dampers ensure excellent running characteristics.



Optional third wheel, allowing continuous use of the standard top link.



Adjustable cam track.



ProLine oilbath gearbox design ensures maintenance-free operation.

High Performance

Kverneland's generation ProLine single rotor rakes offer a gearbox design with excellent working result. Features such as oscillation dampers, tandem axles and **HydroLift height adjustment** are standard hallmarks of the single rotor rakes.

ProLine Gearbox

The single rotor rakes are based on the ProLine gearbox technology. These machines offer working widths of

4.20m and 4.60m respectively and are fitted with the Kverneland ProLine gearbox, with its' **maintenance-free rotor head**.


The ProLine gearbox now offers better swath formation. The shape of the Kverneland hallmark, the massive 400mm curve disc, has been improved to allow the tine arms to leave the crop faster, leaving a more **uniform swath shape**. The tine arm shafts and housings can be exchanged even faster.

Both rakes are standard fitted with both 4 wheel tandem axles and oscillation dampers, offering **excellent ground contour following**, minimizing the amount of dirt collected in the swath.

HydroLift Concept

A unique Kverneland feature of the 9542 and 9546 is the HydroLift concept. It is a hydraulic height adjustment system that allows the driver to **quickly adjust working height** to different ground conditions from the tractor cab.





1. Clearly visible oil level via inspection glass.
2. A pivoting 3-pt headstock ensures perfect ground following performance, and perfect tracking when cornering. Oscillation dampers are optionally available.
3. Optional third wheel, allowing continuous use of the standard top link.

MINIMUM POWER REQUIREMENTS

Kverneland offers six compact single rotor rakes, designed for use on low horsepower tractors, but which still deliver considerable working width. Kverneland single compact rotor rakes offer working widths from 3.20-4.70m. With the option of **pivoting and a trailed version**, there is a model to suit all needs. On all models all tine arms can be removed and parked along the frame. A big advantage with regards to transport and storage dimensions.

Maintenance-Friendly Rotor Head

All Kverneland CompactLine rotary rakes are equipped with a maintenance-friendly rotor head. The rotor head is grease lubricated within a **hermetically sealed housing**,



Kverneland 9439 in transport position.

offering a very **reliable performance**. This ensures a long lifetime, minimizing the effects of dirt. The rotor shaft, tine arms and pinion shaft are all mounted on two bearings, to provide maximum strength and a **long lifetime**.

Trailed Rotary Rakes

The perfect machines for farmers looking for rakes for low horse power tractors. 9442 T and 9447 T can be run by tractors starting from 20HP, when attached to a linkage mounted drawbar or hitch. The rakes offer a **quick-lift system** to lift out of the swaths quickly. They offer a ground clearance of 50cm when lifted, something which is important when driving across swaths. 18.5" Tandem axles come standard.



Kverneland 9447 T with 4.70m working width and a weight of only 665kg.

ORIGINAL PARTS & SERVICE

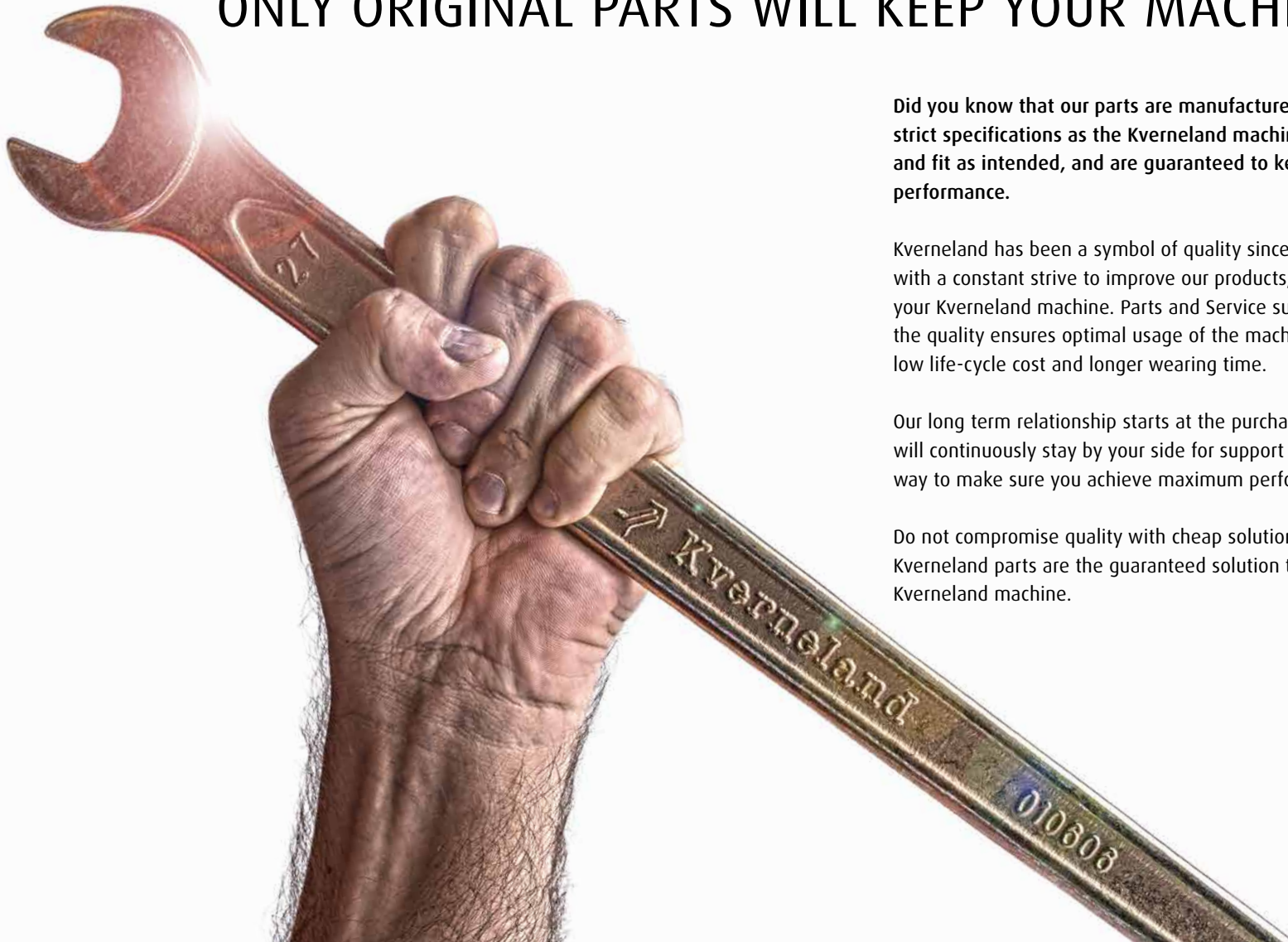
ONLY ORIGINAL PARTS WILL KEEP YOUR MACHINE A KVERNELAND

Did you know that our parts are manufactured to the same high standards and strict specifications as the Kverneland machines? Original Parts will always work and fit as intended, and are guaranteed to keep your machine running at maximum performance.

Kverneland has been a symbol of quality since 1879; the experience we have, combined with a constant strive to improve our products, ensures you the best parts available for your Kverneland machine. Parts and Service surrounds your machine with a safety-net; the quality ensures optimal usage of the machine, the quality of the parts refers to a low life-cycle cost and longer wearing time.

Our long term relationship starts at the purchase of your Kverneland machine, and we will continuously stay by your side for support and assistance. We will guide you on the way to make sure you achieve maximum performance, productivity and profit.

Do not compromise quality with cheap solutions, remember that only Original Kverneland parts are the guaranteed solution to achieve what is expected by a Kverneland machine.





YOUR PARTS SPECIALIST

Through our worldwide dealer network you will find your local dealer, whom is always prepared to assist you. Your Kverneland dealer knows every inch of your machine and will gladly provide the expertise needed to ensure that you are operating at maximum potential.

Your parts specialist has got all the parts that you need and will also have the facilities to service your machine. Make sure to visit your Kverneland dealer on a regular basis to be updated on promotions and product news that you will not find elsewhere.



ALWAYS AVAILABLE

Time is money, and we know the importance of receiving the right parts at the right time! Your Kverneland dealer is supported by a massive distribution network to supply you with exactly what you need, when you need it.

Our main distribution centre is located in Metz, France. A strategic location for distributing parts to all corners of the world. With over 70.000 parts in stock and 24/7 service, we are ready to supply you with parts – at any time!



EASY ACCESS TO INFORMATION

Are you looking for a complete overview of parts for your machine? Maybe you are searching for more technical information? Our Online Search Database, *Quest*, provides all information available for your machine.

Various documentation like Parts Manuals, Operation Manuals, Software updates and FAQ's, it is all there. *Quest* is available in several different languages and can be accessed wherever and whenever. All answers are easy to find – just a few clicks away !

TECHNICAL DATA

	Single Rotor Rakes							
Model	9032	9035	9439	9542	9442 T	9443	9447 T	9546
Dimensions & Weight								
Working width m	3.20	3.50	3.90	4.20	4.20	4.30	4.70	4.60
Working width (ft)	10'6"	11'6"	12'10"	13'9"	13'9"	14'1"	15'5"	15'1"
Transport width m	1.60	1.75	1.75	1.75	2.00	2.10	2.40	2.15
Transport width (ft)	5'3"	5'8"	5'8"	5'8"	6'6"	6'9"	7'9"	7'1"
Transport length m(ft)	3.10(10'2")	3.35(10'12")	3.60(11'10")	3.15(10'4")	3.90(12'10")	3.85(12'7")	4.80(15'9")	3.35(11')
Parking height m	1.60	1.70	1.85	2.60	2.30	2.00	2.65	2.75
Parking height (ft)	5'3"	5'6"	6'1"	8'6"	7'6"	6'6"	8'7"	9'0"
Weight appr. Kg(lbs)	315(694)	420(926)	460(1014)	640(1410)	570(1256)	480(1058)	665(1466)	670(1477)
Swath width m								
Swath width(ft)								
Capacity theor. (ha/h)	3.5	3.9	4.3	4.6	4.6	4.7	5.2	5.1
Attachment to Tractor								
3-pt, tracking (cat.)	1/2	1/2	1/2	2	-	1/2	-	2
Lower links (2-pt.)	-	-	-	-	-	-	-	-
Linkage drawbar	-	-	-	-	●	-	●	-
Gauge wheel 16°	○	○	○	○	○	○	○	○
Rotors/Arms/Tines								
Rotor diameter m(ft)	2.60(8'6")	2.80(9'2")	3.05(10')	3.35(11')	3.35(11')	3.35(11')	3.65(12')	3.65(12')
Swath presentation	Left	Left	Left	Left	Left	Left	Left	Left
Number of rotors	1	1	1	1	1	1	1	1
Number of tine arms per rotor	9	10	11	12	11	12	12	13
Number of Duo tines per arm	3	4	4	4	4	4	4	4
Tine diameter (mm)	9	9	9	10	9	9	9	10
Continuous cam track adjust.	-	-	-	●	-	-	-	●
Detachable tine arms	●	●	●	●	●	●	●	●
Height adjustment	Rack trail	Mech.	Mech.	Hydr.	Mech.	Mech.	Mech.	Hydr.

	Single Rotor Rakes							
Model	9032	9035	9439	9542	9442 T	9443	9447 T	9546
Wheels and axles								
Tyres (rotor)	15x6.00-6	16x6.50-6	16x6.50-6	16x6.50-6	18x8.50-8	16x6.50-6	18.5x8.5-8	16x6.50-6
Fixed tandem axle	○	○	○	●	●	○	●	●
Pivoting tandem axle	-	-	-	○	-	-	-	○
Stand. tyres (carrying frame)	-	-	-	-	-	-	-	-
Opt. tyres (carrying frame)	-	-	-	-	-	-	-	-
Further optional equipment								
Carrier arm compensating	○	○	○	●	-	○	-	●
Locking catch for slopes	○	○	○	●	-	○	-	●
Safety accessories								
Warning panels	○	○	○	○	○	○	○	○
Lighting equipment	○	○	○	○	○	○	○	○

- Standard equipment
- Option
- Not available
- * Double swath
- ** With detached tine arms
- *** Hydraulically lowered mainframe

TECHNICAL DATA

	Double Rotor Rakes								
Model	9464 C	9464 M	9670 S	9670 S	9471 S	9471 S	9472 C	9472 C	9476 C
			Vario	Evo	Vario	Evo		Hydro	
Dimensions & Weight									
Working width m	6.40	6.40	6.65/7.85	6.65	6.60/7.10*	6.60/7.10*	6.20/7.20	6.20/7.20	7.00/7.80
Working width (ft)	20'10"	20'10"	21'8"/25'8"	21'8"	21'8"/23'4"	21'8"/23'4"	20'4"/23'7"	20'4"/23'7"	23'-25'7"
Transport width m	2.80	2.85	2.80	2.80	2.20**/3.00	2.20**/3.00	2.80	2.80	2.80
Transport width (ft)	9'2"	9'3"	9'2"	9'2"	7'3"*/9'10"	7'3"*/9'10"	9'2"	9'2"	9'2"
Transport length m(ft)	5.90(19'4")	3.85(12'6")	8.65(28'4")	8.65(28'4")	7.40**(24'3")	7.40**(24'3")	5.90(19'4")	5.90(19'4")	5.90(19'4")
Parking height m	3.85	3.81	3.5**/3.99	3.5**/3.99	-	-	3.85	3.45***/3.95	3.45***/4.10
Parking height (ft)	12'7"	12'5"	11'5"/13'1"	11'5"/13'1"	-	-	12'7"	11'3"/13"	11'3"/13'5"
Weight appr. Kg(lbs)	1510(3329)	1200(2646)	2240(4938)	2300(5071)	1400(3086)	1350(2976)	1640(3615)	1680(3704)	1640(3615)
Swath width m	1.20	1.20					1.20-1.90	1.20-2.20	1.30-1.90
Swath width(ft)	3'11"	3'11"					3'11"-6'3"	3'11"-7'3"	4'3"-6'3"
Capacity theor. (ha/h)	6.9	6.9	7.6/8.7	7.6	7.3	7.3	7.5	7.5	8.4
Attachment to Tractor									
3-pt, tracking (cat.)	-	2	-	-	-	-	-	-	-
Lower links (2-pt.)	●	-	●	●	-	-	●	●	●
Linkage drawbar	-	-	-	-	●	●	-	-	-
Gauge wheel 16°	-	-	-	-	●	○	-	-	-
Rotors/Arms/Tines									
Rotor diameter m	3.00	3.05	3.35/3.23	3.35/3.23	2.95	2.95	3.00	3.00	3.35
Rotor diameter (ft)	9'9"	10'	11'	11'	9'6"	9'6"	9'10"	9'10"	11'
Swath presentation	Centre	Centre	Left	Left	Left	Left	Centre	Centre	Centre
Number of rotors	2	2	2	2	2	2	2	2	2
Number of tine arms per rotor	10	10	11/12	11/12	11/12	11/12	11	11	11
Number of Duo tines per arm	4	4	4	4	4	4	4	4	4
Tine diameter (mm)	9	9	9	9	9	9	9	9	9
Continuous cam track adjust.	-	-	-	-	-	-	-	-	-
Detachable tine arms	-	-	●	●	●	●	-	-	●
Height adjustment	Mech.	Mech.	Mech.	Mech.	Mech.	Mech.	Mech.	Mech.	Mech.

	Double Rotor Rakes								
Model	9464 C	9464 M	9670 S	9670 S	9471 S	9471 S	9472 C	9472 C	9476 C
			Vario	Evo	Vario	Evo		Hydro	
Wheels and axles									
Tyres (rotor)	16x6.50-6	16x6.50-6	16x6.50-6	16x6.50-6	18.5x8.50-8	18.5x8.50-8	16x6.50-6	16x6.50-6	16x6.50-6
Fixed tandem axle	○	○	-	-	○	○	○	○	○
Pivoting tandem axle	-	-	-	-	-	-	-	-	-
Stand. tyres (carrying frame)	10.0/75-15.3	-	380/55-17	380/55-17	-	-	10.0/75-15.3	10.0/75-15.3	10.0/75-15.3
Opt. tyres (carrying frame)	-	-	-	-	-	-	-	-	-
Further optional equipment									
Carrier arm compensating	-	-	-	-	-	-	-	-	-
Locking catch for slopes	-	●	-	-	-	-	-	-	-
Safety accessories									
Warning panels	●	●	●	●	●	●	●	●	●
Lighting equipment	●	●	●	●	●	●	●	●	●

- Standard equipment
- Option
- Not available
- * Double swath
- ** With detached tine arms
- *** Hydraulically lowered mainframe

TECHNICAL DATA

	Double Rotor Rakes					Four Rotor Rakes			
Model	9577 S	9580 C	9584 C	9590 C	95110 C	94125 C	95130 C	95130 C	97150 C
				Hydro/Pro				Pro	
Dimensions & Weight									
Working width m	7.70	7.00-8.00	7.60-8.40	8.00-9.00	9.20-11.0	10.00-12.50	10.00-12.50	10.00-12.50	9.80-15.00
Working width (ft)	25'3"	23'-26'3"	24'11"-27'7"	26'3"-29'6"	30'2"-36'1"	32'10"-41'	32'10"-41'	32'10"-41'	32'2"-49'3"
Transport width m	2.85	2.80	2.98	2.98	2.98	2.99	2.99	2.99	2.99
Transport width (ft)	9'3"	9'2"	9'8"	9'8"	9'8"	9'8"	9'8"	9'8"	9'8"
Transport length m(ft)	8.90(29'2")	5.95(19'52")	6.25(20'6")	6.25(20'6")	7.40(23'3")	8.75(28'8")	8.75(28'8")	8.75(28'8")	9.85(32'4")
Parking height m	3.70**/4.10	3.41/3.90	3.45**/4.10	3.50**/3.98	3.45**/5.00	3.45/3.99	3.45/3.99	3.45/3.99	3.45**/4.00
Parking height (ft)	10'6"/13'5"	11'2"/12'10"	11'3"/13'5"	11'6"/13'1"	11'3"/16'5"	11'3"/13'1"	11'3"/13'1"	11'3"/13'1"	11'3"/13'1"
Weight appr. Kg.(lbs)	2160(4762)	2065(4553)	1950(4300)	2350(5181)	2865(6316)	4300(9480)	4700(10362)	4700(10362)	6000(13228)
Swath width m		1.20-2.20	1.40-2.10	1.40-2.40	1.40-2.70	1.20-2.20	1.20-2.20	1.20-2.20	1.40-2.50
Swath width(ft)		3'11"-7'3"	4'7"-6'11"	4'7"-7'10"	4'7"-10'2"	3'11"-7'3"	3'11"-7'3"	3'11"-7'3"	4'7"-8'2"
Capacity theor. (ha/h)	8.5	8.8	9.2	9.9	12.0	13.8	13.8	13.8	16.5
Attachment to Tractor									
3-pt, tracking (cat.)	-	-	-	-	-	-	-	-	-
Lower links (2-pt.)	●	●	●	●	●	●	●	●	●
Linkage drawbar	-	-	-	-	-	-	-	-	-
Gauge wheel 16°	-	-	-	-	-	-	-	-	-
Rotors/Arms/Tines									
Rotor diameter m(ft)	3.65(12')	3.35(11')	3.65(12')	3.85(12'7")	4.55(14'11")	3.05-3.35(10'-11')	3.05-3.35(10'-11')	3.05-3.35(10'-11')	3.85(12'7")
Swath presentation	Left	Centre	Centre	Centre	Centre	Centre	Centre	Centre	Centre
Number of rotors	2	2	2	2	2	4	4	4	4
Number of tine arms per rotor	12/13	2x12	2x12	2x14	2x15	4x12	4x12	4x12	13/15
Number of Duo tines per arm	4/5	4	4	4	4	4	4	4	4/5
Tine diameter (mm)	10	10	10	10	10	9	10	10	10
Continuous cam track adjust.	●	●	●	●	●	-	●	●	●
Detachable tine arms	●	● (4)	●	● (4)	●	●	● (4)	● (4)	● (4)
Height adjustment	Mech.	Mech./opt. hydr.	Mech.	Mech./Pro - el.	Hydr.	Mech.	Mech.	Mech./opt. hydr.	Hydr.

	Double Rotor Rakes					Four Rotor Rakes			
Model	9577 S	9580 C	9584 C	9590 C	95110 C	94125 C	95130 C	95130 C	97150 C
				Hydro/Pro				Pro	
Wheels and axles									
Tyres (rotor)	16x6.50-6	16x6.50-6	16x6.50-6	16x6.50-6	16x6.50-6	16x6.50-6	16x6.50-6	16x6.50-6	16x6.50-6
Fixed tandem axle	-	○	○	○	●	-	-	-	Terra
Pivoting tandem axle	-	-	-	-	-	○	○	○	Contact
Stand. tyres (carrying frame)	380/55-17	380/55-17	380/55-17	380/55-17	380/55-17	500/50-17	500/50-17	500/50-17	560/60x22.5
Opt. tyres (carrying frame)	-	-	-	-	-	-	-	-	-
Further optional equipment									
Carrier arm compensating	-	-	○	●	●	-	-	-	●
Locking catch for slopes	-	-	-	-	-	-	-	-	-
Safety accessories									
Warning panels	●	●	●	●	●	●	●	●	●
Lighting equipment	●	●	●	●	●	●	●	●	●

- Standard equipment
- Option
- Not available
- * Double swath
- ** With detached tine arms
- *** Hydraulically lowered mainframe

General brochure content: Machine configuration on images may differ with country specific demands.

Information provided in this brochure is made for general information purposes only and for worldwide circulation. Inaccuracies, errors or omissions may occur and the information may thus not constitute basis for any legal claim against Kverneland Group. Availability of models, specifications and optional equipment may differ from country to country. Please consult your local dealer. Kverneland Group reserves the right at any time to make changes to the design or specifications shown or described, to add or remove features, without any notice or obligations. Safety devices may have been removed from the machines for illustration purposes only, in order to better present functions of the machines. To avoid risk of injury, safety devices must never be removed. If removal of safety devices is necessary, e.g. for maintenance purposes, please contact proper assistance or supervision of a technical assistant. © = trade mark protection in the EU. © Kverneland Group Kerteminde AS

WHEN FARMING MEANS BUSINESS

kverneland.com